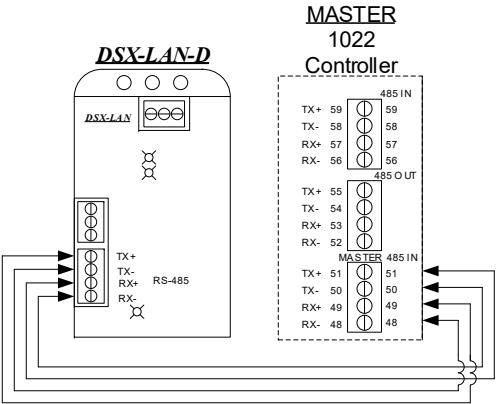
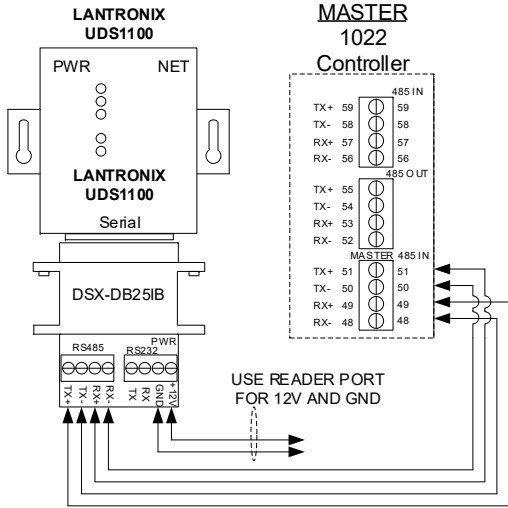


DSX-LAN-D Connections

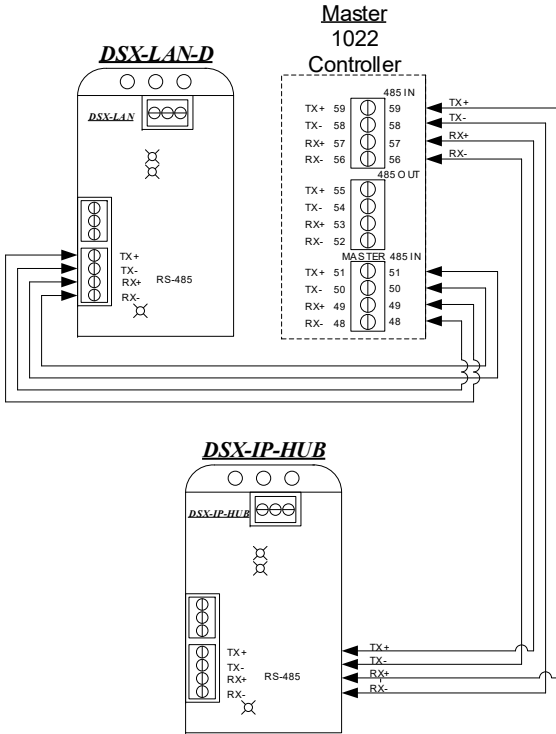


UDS1100 Connections



DSX ACCESS SYSTEMS, INC.

DSX-HUB &-D Connections



Communications Connections

Legend		TO												
		DSX-1021 Master	DSX-1022 Master	DSX-103x Master	DSX-1040 CDM w/Master	DSX-1035 Quadraplexor	DSX-485T	DSX-MCI	DSX-LAN	DSX-USB	DSX-1021 Sub	DSX-1022 Sub	DSX-103x Sub	DSX-1040 CDM w/Subs
1 = In to In, Tx-Rx, Rx-Tx														
2 = Out to In, Tx-Rx, Rx-Tx														
3 = Out to In, Tx-Tx, Rx-Rx														
FROM	DSX-1021 Master					1	1	1			1	1	1	1
	DSX-1022 Master					1	1	1			1	1	1	1
	DSX-103x Master					1	1	1			1	1	1	1
	DSX-1040 CDM w/ Master					1	1	1			1	1	1	1
	DSX-1035 Quadraplexor	2	2	2		2	2		2	2	2	2	2	2
	DSX-485T					3	3		3	3	3	3	3	3
	DSX-MCI	2	2	2		2	3	2			2	2	2	2
	DSX-LAN	2	2	2		2					2	2	2	2
	DSX-USB	2	2	2	2			2			2	2	2	2
	DSX-1021 Sub					3	3	3			3	3	3	3
	DSX-1022 Sub					3	3	2			3	3	3	3
	DSX-103x Sub					3	3	3			3	3	3	3
DSX-1040 CDM w/Subs					2	2	3			2	2	2	2	

To use the communication chart below find what you are communicating from on the left followed by what you are communicating to on the top right. The intersection provides a number that corresponds to a wiring convention in the Legend.

DSX-1022 QUICK REFERENCE CARD

DSX Access Systems, Inc.
10731 Rockwall Road, Dallas, Texas 75238
214-553-6140
www.dsxinc.com

